



Cyclone

Pneumatic Grain Moving System



- 4", 5", and 6" Systems
- Conveniently, Efficiently Move Grain
- High Quality, Industrial-Grade Components
- Best Accessories in the Industry

Why a Pneumatic System?

A pneumatic (air) system is the ideal grain conveying system for new and existing drying operations. This type of system is especially well-suited to moving grain from a continuous flow dryer into cooling and/or storage bins. An air system gives you flexibility that you can't get with traditional legs and conveyors. You can easily direct grain to multiple bins from one location, even around corners and into areas that are difficult to reach.

An air system also makes expanding your system simple - to include more bins, just add more tubing. The Sukup Cyclone Pneumatic System is made up of heavy-duty, industrial-grade components and easy-to-use controls. The Sukup Cyclone is designed to give you years of trouble-free operation and is backed by Sukup's dedication to customer service and a one-year warranty.

Pneumatic System Operation

A pneumatic system is a convenient, efficient way to move grain; however, attention must be given to the operation of the system to maintain grain quality. This is true with any pneumatic grain moving system. The key to minimizing grain damage is controlling the velocity of the grain.

If grain is moved too fast, it will be damaged. Grain speed is regulated by air pressure. Contrary to what you may think, the higher the pressure, the slower the grain moves, and the less damage that will occur. A rule of thumb is to have at least 3 psi of line pressure and to frequently check the quality of grain that is being discharged into storage.

Make sure that tubing is properly installed and aligned and that the airlock is turning in the correct direction to utilize shear protection (counter clockwise when looking at the non-drive end of the airlock). Following these general rules of operation will help maintain grain quality. Refer to your Sukup Cyclone installation/operation manual for additional guidelines.

Standard Cyclone System Components




The Rotary Airlock used on Sukup Cyclone Systems is heavier and built better than any other available, resulting in longer life. The thicker vanes eliminate the need for adjustable tipped vanes.




Shown with optional Pre-Cleaner

Positive displacement pumps and electric motors with shielded belt drive provide the air pressure for Sukup Cyclone Systems. Blower components are mounted on a heavy-duty, galvanized skid. An industrial air filter on the blower cleans the air entering the system. A filter restriction gauge lets you know when the filter needs to be cleaned.



The Sukup Control Box (a PLC based system) features a digital ammeter, which is more accurate than analog meters. Other controls include: start/stop, fault indicators, and pressure gauge. A time delay clears grain from the system after the fill auger shuts down.

Power distribution block ready to accept incoming power. Complete motor circuit protection is standard.



Dual Motor Drive option gives you up to 30 horsepower, even in areas where only single phase power is available.





Cyclone Accessories

The Best in the Industry!



A **deadhead** uses an expansion chamber to remove grain from the air stream. The Sukup deadhead is 10% larger than competing brands and features an all-galvanized construction. It can be moved away from the fill hole to allow you to fill the bin with an auxiliary auger.



30" Diameter Cyclone is lined with long-lasting UHMW to protect the grain as it decelerates. The abrasion resistant (AR steel) lining on the cone ensures long life. The Sukup Cyclone is 33% larger than competing products. The large diameter handles larger volumes of grain with less wear.



Available in 20,30,40,50 HP

Frequency drives can run 3-phase motors on 1-phase, limit the amount of current at start up, and provide variable blower speed to control the amount of air in the tube. Factory variable frequency drive option provides the up to 50hp in areas where only single phase power is available.



7-Way Distributor Valve routes grain up to seven bins quickly and easily. Can be mounted horizontally or vertically. When mounted vertically, the valve is operated from the bottom.



Telescoping Cam-lock System allows you to quickly and easily route grain to other tubes.




30°, 60°, and 90° elbows are designed with straight ends for better connections and less grain damage.

Offset tubes also available.



Sight Glass allows you to monitor grain flow and velocity.



Adapter Kit attaches the airlock to your Sukup Dryer.



Pre-Cleaner extends filter life by removing up to 85% of dirt from the air before it enters the filter.

Silencer reduces blower noise.



Dynamic Bleed Valve regulates air pressure for higher grain quality.



Sukup® Has What You Need



20' & 40' tubing
- 14 ga. galvanized.



Adjustable bipod or quad-pod support brackets. Adjustable legs come in two lengths: 15"-25" or 30"-45".



Sidewall Bracket

The best in the industry!
- features three legs for better support and stability.



4" System Estimated Capacities

System	BPH 100 ft	BPH 200 ft	BPH 300 ft	BPH 400 ft
4", 15 HP	700	575	350	-
4", 2x10 HP	700	575	350	-
4", 20 HP	750	625	400	-

5" System Estimated Capacities

System	BPH 100 ft	BPH 200 ft	BPH 300 ft	BPH 400 ft
5", 2x10 HP	800	650	450	-
5", 2x15 HP	1100	925	650	-
5", 20 HP	1200	1000	750	-
5", 30 HP	1500	1250	900	-
5", 40 HP	1700	1450	1050	400

6" System Estimated Capacities

System	BPH 100 ft	BPH 200 ft	BPH 300 ft	BPH 400 ft
6", 40 HP	1800	1550	1150	500
6", 50 HP	2100	1850	1450	800
6", 60 HP	2250	2000	1600	950
6", 75 HP	2400	2150	1750	1100

Notes: These capacities are estimates based on conveying corn and may vary depending on condition of the grain (test weight, moisture content, grain temperature, kernel shape, etc.) the ambient temperature and humidity, as well as the layout of each system. The effective length of a system is determined by adding the horizontal length to twice the vertical rise plus allowing 20 extra feet for each elbow.

Sukup Manufacturing Co provides this information to assist you in choosing the optimal equipment for your situation. This information is calculated and is not a guarantee of product specifications or performance. Based on these factors, Sukup specifications should only be used as estimates, and not as a warranty, express or implied, of how a particular Sukup unit will perform under your operating conditions. Because we are continually improving Sukup products, changes may occur that may not be reflected in the specifications.

Sukup Grain Dryers

- The Sukup Grain Dryer's patented Quad Metering Rolls pull the drier, inner grain down the column faster, preventing overdrying and providing more even moisture content.
- QuadraTouch Pro™ controls make the Sukup Dryer easy to operate.
- Advanced self-diagnostics simplify trouble-shooting.
- Single fan/heater, dual fan/heater and double and triple stacked models are available.
- Stacked Dryers feature Sukup's exclusive Grain Cross-Over™ System to move grain from one side of the dryer to the other as it passes between columns.
- Sukup Dryers have received multiple AE50 awards from the American Society of Agricultural and Biological Engineers for outstanding engineering innovations in agriculture.
- Easy to interlock Cyclone System with Sukup dryer with two wires.



Sukup Manufacturing Co. ■ www.sukup.com

Box 677 ■ 1555 255th Street ■ Sheffield, Iowa 50475-0677 ■ ph 641.892.4222 ■ fx 641.892.4629 ■ info@sukup.com

Distribution Centers

Cameron, MO 64429
7426 NE 352nd St.
ph 816.649.2226
missouri@sukup.com

Arcola, IL 61910
980 E. State Rte. 133
ph 217.268.3026
illinois@sukup.com

Aurora, NE 68818
1705 Hwy. 34 E.
ph 402.694.5922
nebraska@sukup.com

Defiance, OH 43512
7724 Rte. 66 N.
ph 419.784.9871
ohio@sukup.com

Jonesboro, AR 72403
204 Best Industrial Dr.
ph 870.932.7547
arkansas@sukup.com

Watertown, SD 57201
2701 Piper Ave.
ph 605.882.6697
southdakota@sukup.com